


Researchers Reveal 'Follina' Zero-Day Vulnerability In Microsoft Office



Researchers have publicly revealed a zero-day vulnerability in Microsoft Office that can be exploited using malicious Word documents to enable code execution on a victim's system. The vulnerability was initially disclosed by @nao_sec via Twitter on May 27.

"The document uses the Word remote template feature to retrieve a HTML file from a remote webserver, which in turn uses the ms-msdt MSProtocol URI scheme to load some code and execute some PowerShell," researcher Kevin Beaumont explains. "That should not be possible."

Beaumont reports that attackers can exploit this vulnerability, which he's dubbed "Follina," even if Office macros are disabled. Office 2013, 2016, 2019, 2021, and some versions of Office included with a Microsoft 365 license are subject to this vulnerability on both Windows 10 and Windows 11.

Huntress Labs CEO Kyle Hanslovan has shared a proof of concept using a Rich Text File to exploit this vulnerability from the preview pane in Windows 11's File Explorer.

All of which means this vulnerability provides a way to execute code on a target system with one click—or, as Hanslovan demonstrates, just by previewing the malicious document—using support tools (ms-msdt) and system administration tools (PowerShell) pre-installed on Windows.



Twitter user @crazyman_army says they disclosed this vulnerability to Microsoft on April 12, but the company reportedly decided it wasn't a security issue on April 21.

Beaumont says "Microsoft may have tried to fix this or accidentally fixed it in Office 365 Insider channel, without documenting a CVE or writing it down anywhere," sometime in May.

Huntress Labs says it expects "exploitation attempts in the wild through email-based delivery" and notes that people "should be especially vigilant about opening any attachments" while Microsoft, anti virus vendors, and the rest of the security community responds to this threat.

Microsoft didn't immediately respond to a request for comment.

June 2022



The issue with social media is that the more that an account is used, the higher the likelihood that detrimental content could exist and be found by someone researching you. In these cases, a social media clean-up will be an intense, long process, but something that could ultimately save you from embarrassment or propel your career and your future.

Choose Whether to Make Accounts Private

Ultimately, the process starts with the decision of whether or not to keep your social media accounts public. Public social media profiles can be accessed by anyone, while private accounts mean that you have to be connected with someone online in order for them to see your profile. There are several reasons to keep social media accounts private. However, using social media correctly can actually help you stand out from other candidates when applying to school or a job. You may want to pick and choose which platforms or profiles to keep and which to remove. It's important to note, it's still highly encouraged to remove content even if your profile is private – just because the public can't see your content, friends, family, and acquaintances that follow you can.

Deactivate Outdated Accounts

Do you have old social media accounts that you have stopped using? In these instances, it's usually best to delete the accounts entirely if they aren't being used. Why would you risk having a hiring manager or admissions official find something on that account if it's not even used anymore? It's simply not worth the risk to keep the profile live. You should consider deleting the profile prior to a big interview.

Know what needs to change

When you do a social media scrub, you'll find opportunities to remove or update content. Having an idea of the type of content to address is the first step. Once you begin your process, you'll know it when you see it. For anything that looks questionable, it's better to err on the side of caution and remove the post.

Go Way Back Into Your History

When doing a social media scrub, you will want to review all posts. This means reviewing all posts from the launch of the social media account. Reviewing old posts is particularly important because, although you may not realize how different you once were. Be sure to check accounts on social media platforms that have been around longer, like Twitter and Facebook.

Remove Questionable Content

As you review past social media posts, you may find content that is considered questionable to keep. This would include content that may be looked at as inappropriate, offensive, or even illegal. It's encouraged to take a conservative approach – so even if you think a post is the least bit questionable, it's best to remove it from the internet.

Google Yourself

Google can pull in content from social media accounts. If you Google yourself, do your social media accounts come up first as a result? If you click on the Google images tab, are there any images that come up from a social media profile? These are considerations to keep in mind, particularly ahead of a job interview or college application.

Update Your Profile Picture

When it comes to cleaning up your social media accounts, it's important not to forget your profile picture. A profile picture on social media is likely the first thing a recruiter or admissions person would see upon finding your profile. Make sure that the profile image creates a positive impression. If your current profile picture does not give a good representation to others, consider adding a more professional one. It's not a bad idea to hire a photographer to develop headshots to use – it shows that you want to be taken seriously.

Be sure to take the time to do a proper social media clean-up well ahead of a job interview or college application. A post of bad judgment shouldn't be the reason for getting denied a job or college acceptance.

Source: <https://reputation911.com/cleaning-up-social-media-accounts/>

Our CEO Is A Published Author



Stay one step ahead of cyber criminals to protect your business, your customers, and your money!

In Jason's first published book, he talks about why cybercrime today cannot be ignored and why your network and data are cyber criminals' #1 target!

Learn all the ways to protect yourself and your data. Contact us today for your copy of *Inside The Hacker Mind*.

Welcome Back Gabe!



One of our favorite interns is back for the summer!

Welcome back to the team
Gabe!

Gabe will start his senior year at Ball State this fall. He is majoring in Computer Technology.

He is also a double minor in Business Administration and History.

June 2022

Grabbing The Bull By The Hornes - Preferred IT CEO, Jason Horne, Is Gaining Ground Fast

Check out Preferred IT Group's CEO, Jason Horne in MSP Success Magazine!

"So, in the sports bar that night, where patrons sampled cold beer and cheered on the Cubs and Komets, a vision for what would become Preferred IT emerged."



FUN FACT!

Go Back in Time

Are you looking for something you were working on days ago? Just press the Windows key + Tab. That will open a timeline of your recent activities in Windows.



CONTACT US



Fort Wayne
260.440.7377

Warsaw
574.306.4288

Columbia City
260.213.4266

Indianapolis
317.426.8180



www.preferreditgroup.com



6333 Constitution Drive
Fort Wayne, IN 46804

Subscribe to our blog and follow us on social media.

